

Hi everyone!

I hope you're all OK. I'm missing you all so much and just can't wait to see you all very soon.

If we were at school now, our new topic would be 'Land Ahoy!' so I want to give you a few activities to do at home if you wanted to. However, the most important thing at this time is that you're happy and healthy so please don't feel that you need to complete each activity. Enjoy spending time at home, cooking, gardening, playing board games, dancing, learning how to skim a pebble and learning how to tie your shoe lace. If you do want to do any of the following activities, you can. You might even want to email it to me on [mrsbrown@oxenhope.bradford.sch.uk](mailto:mrsbrown@oxenhope.bradford.sch.uk)

A few great websites:

Free lesson plans on BBC Bitesize <https://www.bbc.co.uk/bitesize>

Twinkl

Teaching ideas

White Rose Maths

Classroom secrets – Good for maths and grammar

Purple Mash - There's no set work on it. Just have fun and explore the website.

Mathletics (Do the addition, subtraction division and multiplication objectives)

TT Rockstars

**Also look at Prodigy maths. My boys have loved it!**

### **Maths lessons**

Practise your 2, 5 and 10 times tables and their related division facts

$$\text{Eg. } 3 \times 5 = 15$$

$$5 \times 3 = 15$$

$$15 \div 3 = 5$$

$$15 \div 5 = 3$$

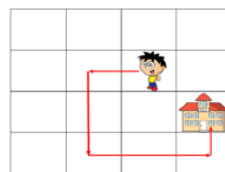
Try the column method for addition and subtraction – think about whether you can exchange 10 ones for a 10 – We're looking at geometry over the next few weeks – draw a maze in your garden with chalk and direct someone through it using directional language – left, right, quarter turn, clockwise, anti clockwise, 90 degrees etc.

There are some daily lesson plans on the following website. Scroll down and click on the geometry for Year 2

<https://whiterosemaths.com/resources/schemes-of-learning/primary-sols/>


Example of work

- 1 Fill in the blanks to describe the route Dennis takes to school.



Walk \_\_\_\_ 1 square. Turn a \_\_\_\_ turn left. Walk forwards \_\_\_\_ squares. Turn \_\_\_\_, Walk \_\_\_\_ 2 squares. Turn a \_\_\_\_ turn \_\_\_\_, Walk \_\_\_\_.

- 2 Draw the route to show these directions.



Forward 1 square. Turn left. Forward 1 square, Make a quarter turn anti-clockwise. Forward 1 square. Make a quarter turn clockwise. Forward 1 square. Make a three quarter turn anti-clockwise. Forward 3.

- 3 Write directions for Dennis to get to each place on the map.



## Writing

<b>Fix the sentences</b> <b>LI – spelling, tense, apostrophes, commas, capital letters and full stops, suffixes.</b>	<b>Number of mistakes</b>
I no we shud be drivin bak to the hows becos its layt	9
we ar abowt to hav sum frends over but they cudnt mayk it	9
ben and amy lookt agen and sore a hole load of mune behind the rok	9
was they a big bewtifull gowld treshur box	9
he sed he were shure he new hoo mite want the cloves	9

Here are some ideas for writing:



Describe this picture.

I can choose which words are appropriate and evoke happy / sad feelings

I can write a poem choosing positive and negative words



Make a poster or write about how we can stop pollution in the oceans



<https://www.polymersolutions.com/blog/5-favorite-reasons-why-plastic-is-an-amazing-material/>  
<https://www.curver.com/cur/about-plastic/6-good-reasons-for-using-plastic/>  
[https://www.stem.org.uk/system/files/elibrary-resources/legacy\\_files\\_migrated/37903-Plastics%20challenge%20teachers%27%20notes.pdf](https://www.stem.org.uk/system/files/elibrary-resources/legacy_files_migrated/37903-Plastics%20challenge%20teachers%27%20notes.pdf)

## Poetry

Children could write acrostic poetry about plastic pollution or they might write about protecting our oceans with minimising plastic pollution as a focus.

### Persuasive posters

Children could persuade people to 'Save the Oceans' or 'Reduce Plastic Use', writing commands and using a range of punctuation to tell people how to reduce plastic pollution.

### Persuasive letter

Choose a focus for persuasion: write to other classes to persuade them to bring reusable water bottles to school, persuade the Head teacher to reduce plastic use in school or inform people about the dangers of plastic pollution.

## Newspaper article

Write about the harm the plastic pollution is causing, offering simple commands at the end for how people can reduce their use of single-use plastic.

Remember to practice your spellings. Try writing words with suffixes eg. Happiness – and think how to spell the word and if the ending of the root word changes.

## Year 1 and 2 Common Exception Words

**Year 1**

the	they	one
a	be	once
do	he	ask
to	me	friend
today	she	school
of	we	put
said	no	push
says	go	pull
are	so	full
were	by	house
was	my	our
is	here	
his	there	
has	where	
I	love	
you	come	
your	some	

**Year 2**

door	gold	plant	clothes
floor	hold	path	busy
poor	told	bath	people
because	every	hour	water
find	great	move	again
kind	break	prove	half
mind	steak	improve	money
behind	pretty	sure	Mr
child	beautiful	sugar	Mrs
children	after	eye	parents
wild	fast	could	Christmas
climb	last	should	everybody
most	past	would	even
only	father	who	
both	class	whole	
old	grass	any	
cold	pass	many	

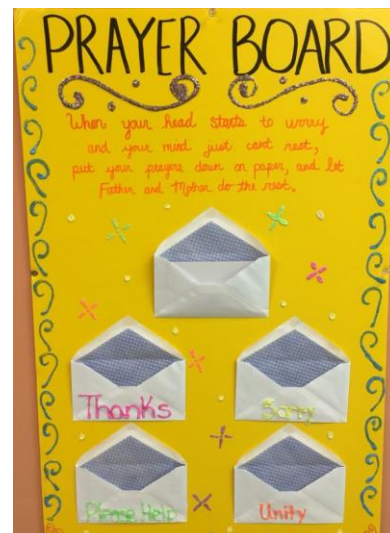
twinkl [www.twinkl.co.uk](http://www.twinkl.co.uk)

## RE

RESPECT poems / acrostics

There's some good ideas on these websites

<http://www.primaryresources.co.uk/re/re.htm>





## 5 pillars of Islam



Haj pilgrimage – write a diary as if you were there.



Write messages to people you love, or examples of all the things you're thankful for.



## Judaism



Make your own mezuzah

<https://www.twinkl.co.uk/resource/t2-re-387-making-your-own-mezuzah-activity-sheet>

<https://www.dltk-kids.com/world/jewish/>

## Hinduism


Compare a hindu wedding in India and Britain

[www.bbc.co.uk/education/clips/zyhb4j6](http://www.bbc.co.uk/education/clips/zyhb4j6)

Learn about the Hindu festival of Holi and how it's celebrated in Britain

<https://www.bbc.co.uk/teach/class-clips-video/holi-the-spring-festival/zkkygwx>

There are some fun diwali activities below  
<https://www.activityvillage.co.uk/diwali-puzzles>



### **Science**

Investigate materials. Which are the strongest? Which are the most waterproof? Investigate which materials make the best waterproof boat.

### **History**

Write a fact file about Mary Anning

Write a fact file about famous pirates such as Black Beard or Calico Jack

Captain Cook's adventures – Storyboard



### **Geography**

Plan your own sailing route using an atlas

What features would you find along the coast?

Can you label the countries of the United Kingdom and their capital cities?





Do you know the flags for each country?



## **Music**

Make your own sea shanty songs

Listen to some of your favourite songs

What can you hear? 	Does this song tell a story? 	How does the music make you feel? 	What do you like about this song? 
---	---	---	--

## **Art**

Rock painting

Sand art

Design a pirate flag

Make a model lighthouse

Design a boat

Use a cotton bud to make pointilism pictures about what you might see at the seaside.

If you look closely you can see every dot individually, but take a step back and it looks incredible.



Most importantly, make happy memories, keep smiling and keep safe! See you soon

Lots of love

*Mrs Brown*