




A Great Big Read – LKS2

Ask your family and friends if they would like to sponsor you to read and respond to books. Each activity has a suggested sponsor value but people can donate whatever they like for you to complete each task. Once completed – tick off and date to show you’ve done it and don’t forget to collect the money in!

<p>Using ideas from the text, make a TRUE/FALSE quiz for someone else</p>	<p><i>Write a letter to the author – explain what you liked about the book</i></p>	<p>Make a poster/video to advertise the book you have read. Say why people should read it.</p>	<p>Draw and label a picture of one of the characters</p>	<p>Produce a mind map of the topics in the book to show how they are linked.</p> 
<p>Suggested sponsor Value: £1</p>	<p>Suggested sponsor Value: £1</p>	<p>Suggested sponsor Value: £3</p>	<p>Suggested sponsor Value: £1</p>	<p>Suggested sponsor Value: £1</p>
<p>Sponsored By:</p>	<p>Sponsored By:</p>	<p>Sponsored By:</p>	<p>Sponsored By:</p>	<p>Sponsored By:</p>
<p>Make a list of adjectives (describing words) that the author uses to describe places and people in the story. Which is your favourite?</p>	<p><i>Design a new book cover</i></p>	<p>Pick one word from your book and using a thesaurus or dictionary make an illustrated thesaurus page for it – find as many different words that mean the same thing as you can.</p> <p>You could use: Thesaurus and Word Tools WordHippo</p> <p>Can be downloaded as an app</p>	<p><i>Which character in this book would you most like to be?</i></p> <p><i>Explain your answer.</i></p>	<p>Make a list of five different titles for your book.</p>
<p>Suggested sponsor Value: £1</p>	<p>Suggested sponsor Value: £1</p>	<p>Suggested sponsor Value: £2</p>	<p>Suggested sponsor Value: £1</p>	<p>Suggested sponsor Value: £1</p>
<p>Sponsored By:</p>	<p>Sponsored By:</p>	<p>Sponsored By:</p>	<p>Sponsored By:</p>	<p>Sponsored By:</p>

<p>Use program WordArt.com - Word Cloud Art Creator to create a collage of words and/or pictures to go with your book.</p> 	<p>Find 10 powerful verbs that show what a character is doing and how e.g. dashed instead of running</p>	<p>Dress up as your favourite character from a book</p>	<p>Tell the main events in the story as a comic strip</p>	<p>Find features of the text which support the reader's understanding of a non-fiction text (e.g. sub-headings).</p>
<p>Suggested sponsor Value: £2</p>	<p>Suggested sponsor Value: £1</p>	<p>Suggested sponsor Value: £3</p>	<p>Suggested sponsor Value: £1</p>	<p>Suggested sponsor Value: £1</p>
<p>Sponsored By:</p>	<p>Sponsored By:</p>	<p>Sponsored By:</p>	<p>Sponsored By:</p>	<p>Sponsored By:</p>
<p>Write down the most interesting part of your book in your own words</p>	<p>Draw and label a picture of one of the settings</p>	<p>Make up three questions you would ask to check someone had read the book carefully</p>	<p>Pick 6 important topic words from the text and create a wordsearch!</p> 	<p>Choose part of the story and find the words/phrases that show how the character feeling. Can you add any different words to show the same feeling?</p>
<p>Suggested sponsor Value: £1</p>	<p>Suggested sponsor Value: £1</p>	<p>Suggested sponsor Value: £3</p>	<p>Suggested sponsor Value: £2</p>	<p>Suggested sponsor Value: £1</p>
<p>Sponsored By:</p>	<p>Sponsored By:</p>	<p>Sponsored By:</p>	<p>Sponsored By:</p>	<p>Sponsored By:</p>

--	--	--	--	--