

Newsletter– Spring 1

Good morning, I hope you all had a wonderful Christmas break with your friends and family. Last term, Year One did fantastically and I was incredibly proud of how hard they worked for our Nativity. This term is another exciting one with plenty of interesting topics and exciting books for your children to enjoy.

Over the coming weeks, we will be having a big focus on phonics in class to support the children's early reading skills. To help with this, your child will be bringing home a phonics work book with the sounds we are learning, alongside a small pack of resources.

Any time you are able to look through these together at home will be of great benefit, but feel don't feel pressure, even short, relaxed moments make a difference. Your support is always appreciated and we want phonics/reading to be a positive and enjoyable experience for everyone.

As always if you have any questions or queries, you can contact me via dojo or via email.

My email address is: Philippa.lovett@oxenhope.bdat-accdemies.org


Best Wishes

Miss Lovett

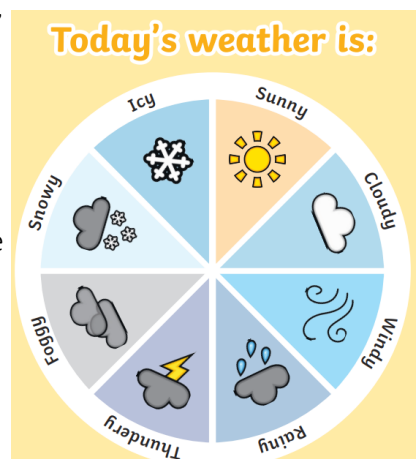
Weekly Overview

Monday		
Tuesday	PE	Pupils can come in their PE kit.
Afternoons covered by Mrs Brown and Miss Hopkinson	Outdoor Learning	Pupils need their wellies. These can be kept at school.
Wednesday	PE	Pupils can come in their PE kit.
Thursday		
Friday	Reading books Home work Library book	Reading books will be changed. Please sign the reading diary so we know if the book needs changing. Pupils will visit the library and swap their library books.

English— Our lead text this term is 'The Queen's Knickers' by Nicholas Allan. Both children and adults love this very special and endearing insight into a child's imagination. This book links with our History topic on the monarchy.



Maths— This term the children will be focusing on the numbers to 50 then 100. Pupils will revisit and learn geometry (2D and 3D shapes), addition and subtraction including the number bonds to 10 and 20, multiplication- counting in 2s, 5s, and 10s, weight and length.



Science— Seasonal Changes— What are the signs of Winter? How do we protect ourselves from the weather? How can we measure the weather?

RE— Pupils will explore the question: What makes some places sacred to believers? Pupils will explore different religions and sacred places and objects.

PSHCE-Keeping Safe - How our feelings can keep us safe-including online safety, safe and unsafe touches, medicine safety and sleep.




History— Pupils will identify similarities and differences between Queen Elizabeth I and Queen Elizabeth II. Pupils will learn about the monarchy and the role of a King or Queen.



Computing— Creating media and digital writing.

Art and design— Sculpture— Pupils will be inspired by Barbara Hepworth and Henry Moore. Pupils will recreate a mini Yorkshire Sculpture Park.



Homework Ideas

Here are some homework ideas that your child can do at home. If your child has a particular interest please follow that and record it in your homework book. These are just ideas. Any work your child does at home should be celebrated and I am happy for them to follow their own interests.

- Read daily for pleasure. Practice the Phonics sounds uploaded to dojo and in the children's homework books. Pupils should know the set 2 sounds before moving to set 3.
- To learn the number bonds to 10 off by heart and begin to learn the number bonds to 20.
- Write a letter to our new King, Charles III.
- Have a go at some observational drawing. You could draw flowers, plants, a bowl of fruit or a teddy bear. Have a look around your house and decide what you would like to draw.
- Build a carriage for a Queen or King out of junk and write about the different parts.
- Create a beautiful crown for the King and describe it using adjectives.
- Imagine a member of the Royal Family visited our school. What would ask them? Write down some questions making sure you put a question mark at the end.
- Make an invitation to ask the King to attend an important event in your local area.
- Design some new smart clothes for the king to wear to an important occasion. Write about your drawing using adjectives.
- Look at a photo of the King and draw your own portrait of him.
- Create a weather diary.
- Practice writing the numbers to 100.
- Draw pictures of the seasons and write about how you can stay safe in the weather.
- Find out what hibernation means. Can you draw some pictures of animals that hibernate?